

# Customer Information Sheet

IF IN DOUBT - ASK



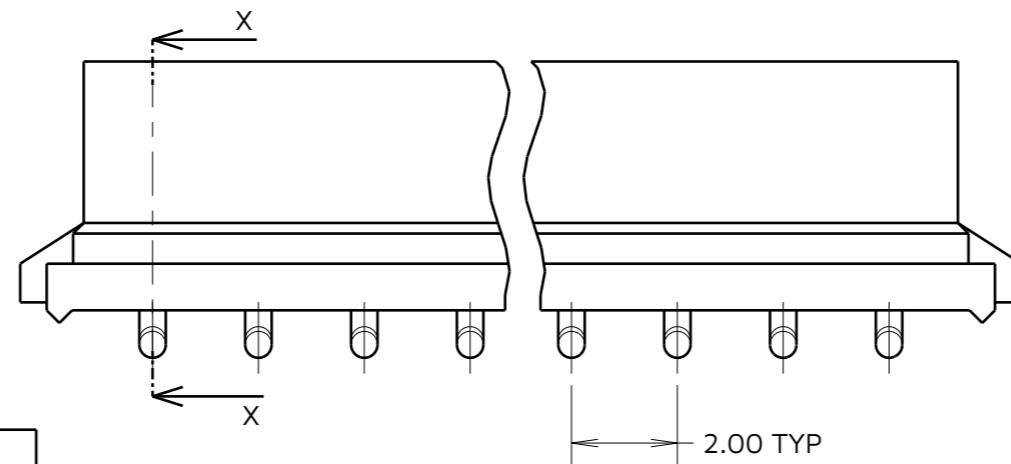
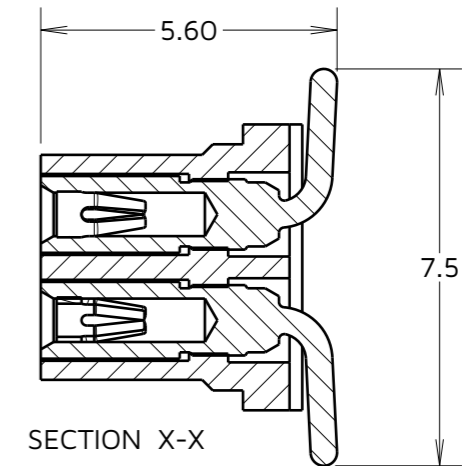
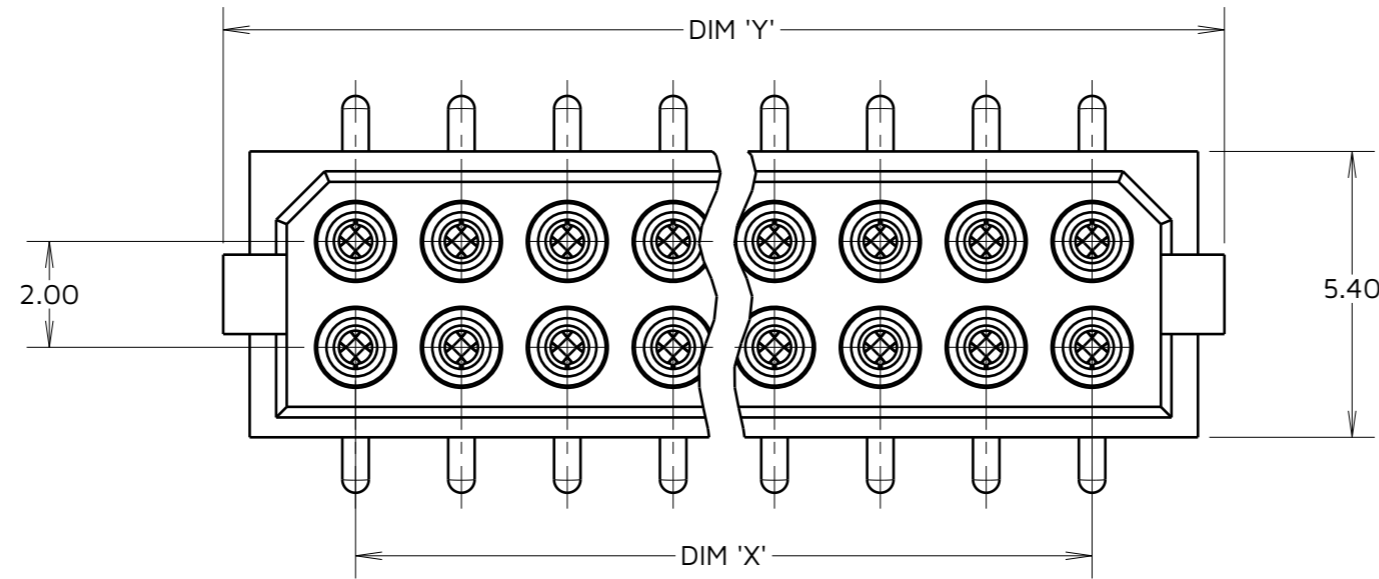
NOT TO SCALE

THIRD ANGLE PROJECTION

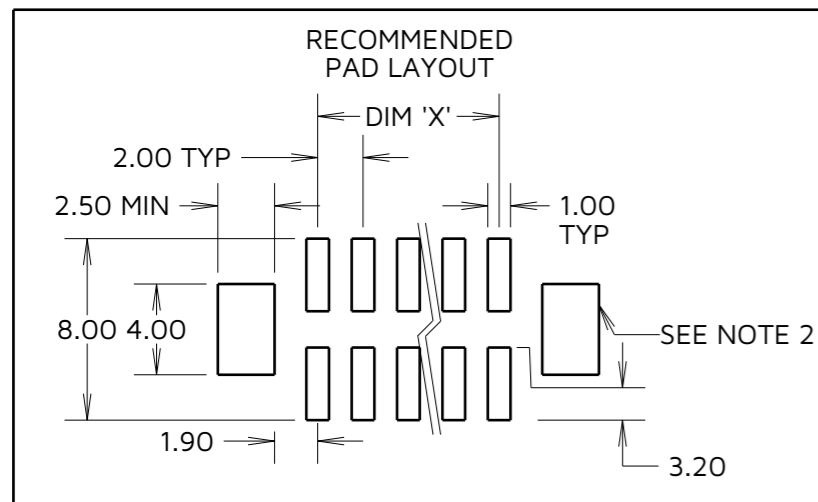
ALL DIMENSIONS IN mm

**SPECIFICATIONS:**

**MATERIAL:**  
 HOUSING = GLASS-FILLED POLYAMIDE 46, UL94V-0, BLACK  
 CONTACT CLIP = BERYLLIUM COPPER  
 CONTACT SHELL = BRASS  
**FINISH:**  
 01 = GOLD CLIP, TIN/LEAD SHELL  
 42 = GOLD CLIP, 100% TIN SHELL  
 45 = GOLD CLIP, GOLD SHELL  
**PACKING:**  
 TUBE



PART No.	DIM 'X'	DIM 'Y'	WEIGHT (g)
M80-68104XX	2.00	7.15	0.31
M80-68106XX	4.00	9.15	0.45
M80-68108XX	6.00	11.15	0.59
M80-68110XX	8.00	13.15	0.73
M80-68112XX	10.00	15.15	0.87
M80-68114XX	12.00	17.15	1.01
M80-68116XX	14.00	19.15	1.15
M80-68118XX	16.00	21.15	1.29
M80-68120XX	18.00	23.15	1.43
M80-68122XX	20.00	25.15	1.57
M80-68124XX	22.00	27.15	1.71
M80-68126XX	24.00	29.15	1.85
M80-68128XX	26.00	31.15	1.99
M80-68130XX	28.00	33.15	2.13
M80-68132XX	30.00	35.15	2.27
M80-68134XX	32.00	37.15	2.41
M80-68144XX	42.00	47.15	3.10



**NOTES:**  
 1. FOR CONNECTOR WITH PICK AND PLACE PAD, SEE DRAWING M80-681XXXXP.  
 2. (OPTIONAL) HOLES REQUIRED FOR USE WITH LATCHED MALE CONNECTORS.

**ORDER CODE:**  
**M80-681XXXX**  
 TOTAL No. OF CONTACTS  
 04, 06, 08, 10, 12, 14,  
 16, 18, 20, 26, 34, 44  
**FINISH**  
 01 - GOLD CLIP, TIN/LEAD SHELL  
 42 - GOLD CLIP, 100% TIN SHELL  
 45 - GOLD CLIP, GOLD SHELL

MJ	4	13.12.24	35293
NAME	ISS.	DATE	CN/CO
APPROVED: M. JELLEY			
CHECKED: R. ALEXANDER			
DRAWN: W. J. BOURNE			

 www.harwin.com	<b>TOLERANCES</b> X. = ±1mm X.X = ±0.50mm X.XX = ±0.20mm X.XXX = ±0.01mm ANGLES = ±5° UNLESS STATED	THIS DRAWING AND ANY INFORMATION OR DESCRIPTIVE MATTER SET OUT HEREON ARE CONFIDENTIAL AND COPYRIGHT PROPERTY OF THE HARWIN GROUP AND MUST NOT BE DISCLOSED, LOANED, COPIED OR USED FOR MANUFACTURING, TENDERING OR FOR ANY OTHER PURPOSE WITHOUT THEIR WRITTEN PERMISSION.	<b>MATERIAL &amp; FINISH:</b>  SEE ABOVE	<b>TITLE:</b> DATAMATE DIL VERTICAL SMT SOCKET ASSEMBLY
				DRAWING NUMBER: <b>M80-681XXXX</b>