

Customer Information Sheet

IF IN DOUBT - ASK

©

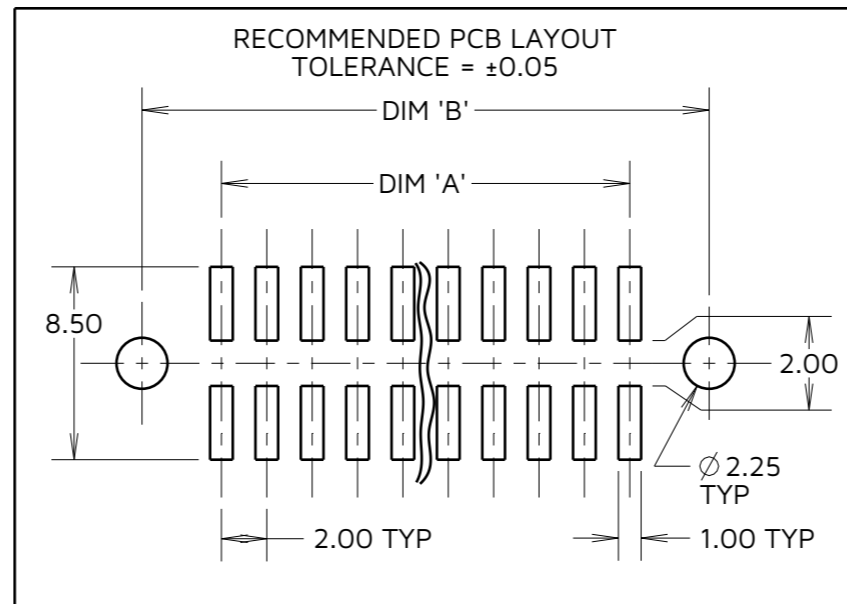
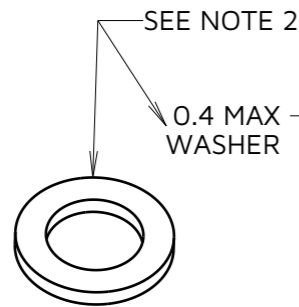
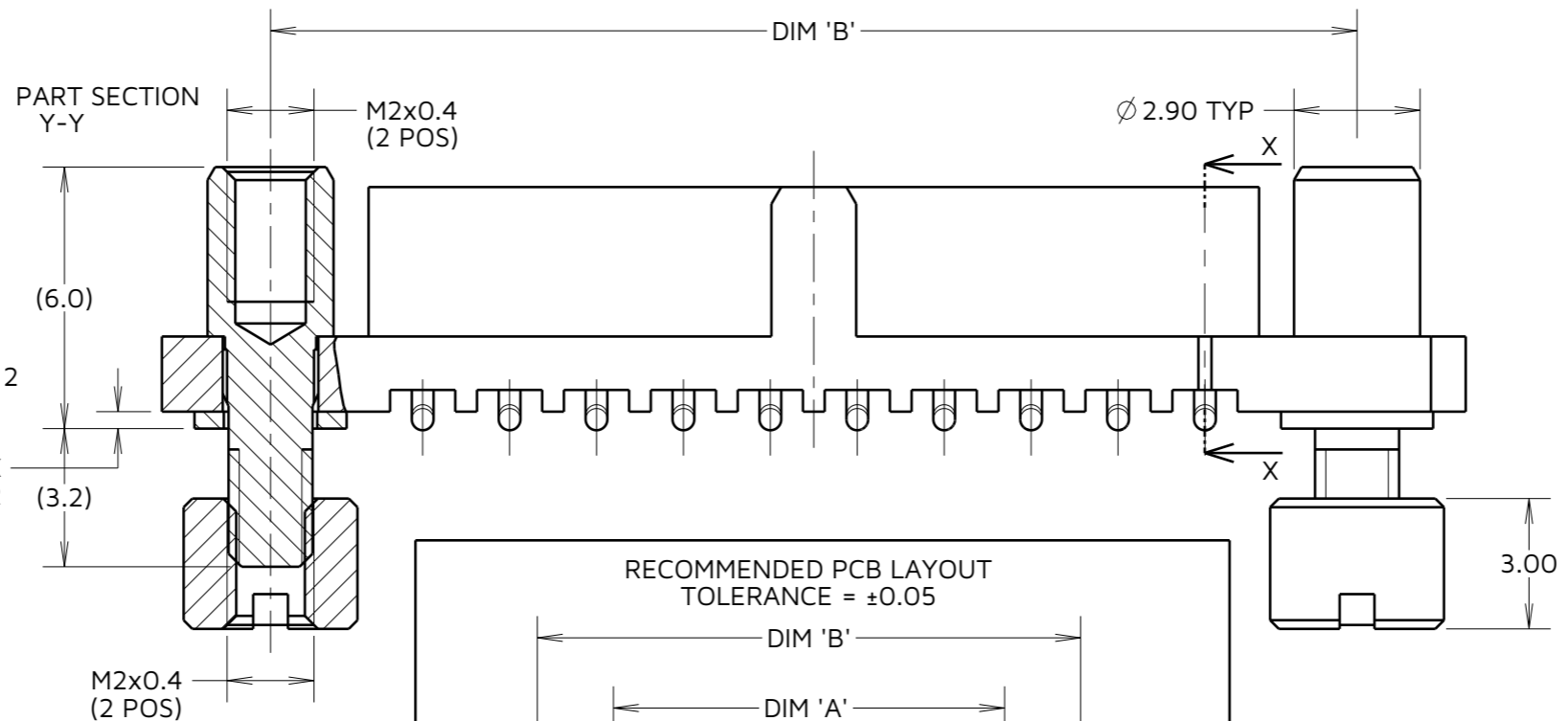
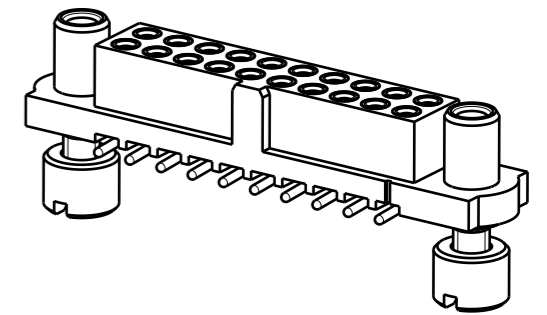
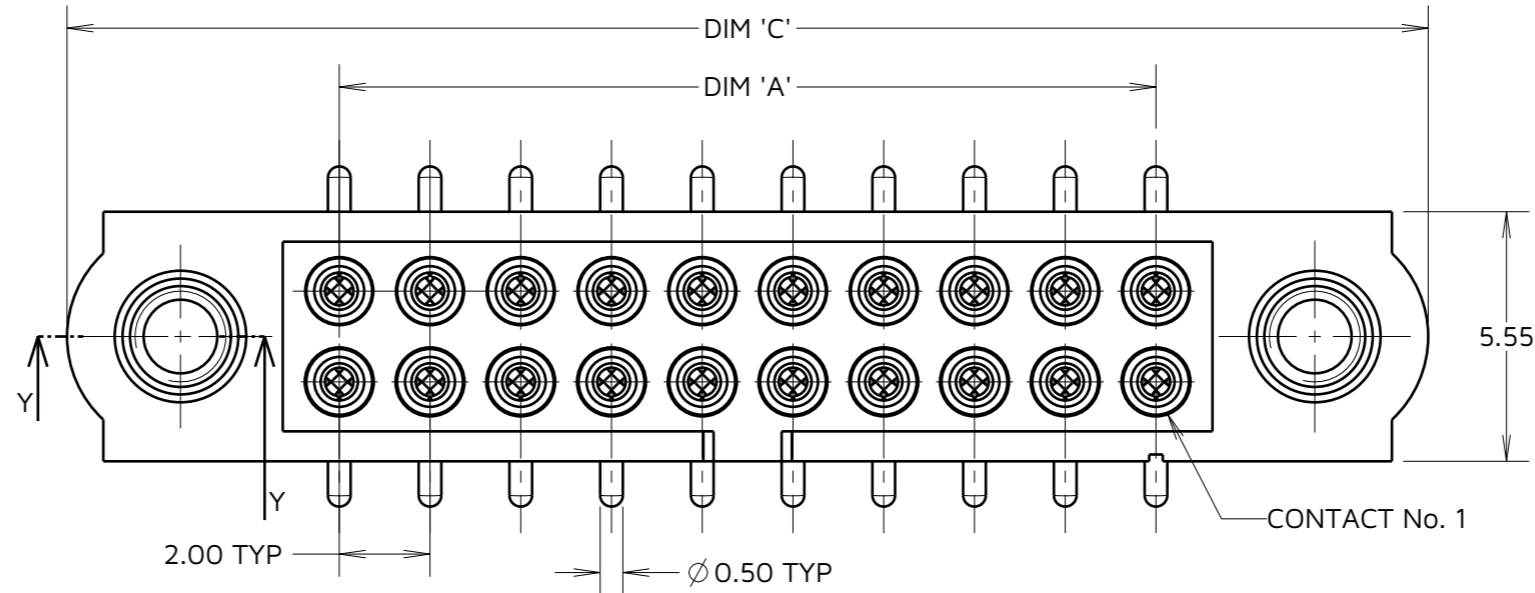
NOT TO SCALE

THIRD ANGLE PROJECTION

ALL DIMENSIONS IN mm

SPECIFICATIONS:

MATERIAL:
 HOUSING = GLASS-FILLED PPS, UL94V-0, BLACK
 CONTACT CLIP = BERYLLIUM COPPER
 CONTACT SHELL = COPPER ALLOY
 JACKSCREW, NUT, WASHER = STAINLESS STEEL
FINISH:
 SEE ORDER CODE
PACKING:
 TUBE
 FOR COMPLETE SPECIFICATION, SEE
 COMPONENT SPEC C005XX (LATEST ISSUE)



DIMENSION	CALCULATION
DIM 'A'	TOTAL No. OF CONTACTS - 2.00
DIM 'B'	TOTAL No. OF CONTACTS + 5.00
DIM 'C'	TOTAL No. OF CONTACTS + 10.0

EXAMPLE: CONNECTOR WITH 20 CONTACTS, GOLD CLIP AND 100% TIN OVER NICKEL SHELL, M80-4S12042F8

DIM 'A' = 18.00mm, DIM 'B' = 25.00mm, DIM 'C' = 30.0mm

ORDER CODE:
M80-4S1XXXXF8

TOTAL No. OF CONTACTS
 04 TO 50
 (EVEN NUMBERS ONLY)

FINISH CODE

01 - GOLD CLIP, TIN/LEAD SHELL
 05 - GOLD CLIP, GOLD SHELL
 42 - GOLD CLIP, 100% TIN OVER NICKEL SHELL

MJ	4	12.03.25	35815
NAME	ISS.	DATE	CN/CO
APPROVED: M. JELLEY			
CHECKED: A. YEOMANS			
DRAWN: M G PLESTED			

- NOTES:**
- BOARD MOUNT NUTS AND WASHER SUPPLIED AS KIT, NOT ASSEMBLED TO CONNECTOR.
 - SUPPLIED M2 WASHERS MUST BE ASSEMBLED BETWEEN HOUSING AND PCB TO PREVENT BOWING WHEN ASSEMBLING BOARD MOUNT NUTS.
 - M80-4S120XXF8 IS SHOWN FOR ILLUSTRATION PURPOSES, SEE ORDER CODE FOR VARIANTS

HARWIN

www.harwin.com

TOLERANCES
 X. = ±1mm
 X.X = ±0.50mm
 X.XX = ±0.20mm
 X.XXX = ±0.01mm
 ANGLES = ±5°
 UNLESS STATED

THIS DRAWING AND ANY INFORMATION OR DESCRIPTIVE MATTER SET OUT HEREON ARE CONFIDENTIAL AND COPYRIGHT PROPERTY OF THE HARWIN GROUP AND MUST NOT BE DISCLOSED, LOANED, COPIED OR USED FOR MANUFACTURING, TENDERING OR FOR ANY OTHER PURPOSE WITHOUT THEIR WRITTEN PERMISSION.

MATERIAL & FINISH:
 SEE ABOVE

TITLE: DATAMATE J-TEK FEMALE VERTICAL SMT ASSY WITH REV FIX BOARD MOUNT

DRAWING NUMBER: M80-4S1XXXXF8

SHT 2 OF 2