

Customer Information Sheet

IF IN DOUBT - ASK

©

NOT TO SCALE

THIRD ANGLE PROJECTION

ALL DIMENSIONS IN mm

SPECIFICATIONS:

MATERIAL:

HOUSING = G-F PPS UL94V-0, BLACK
CONTACTS = PHOSPHOR BRONZE

FINISH:

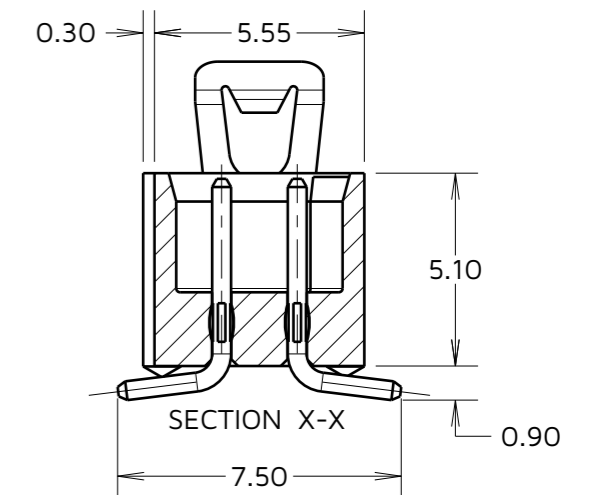
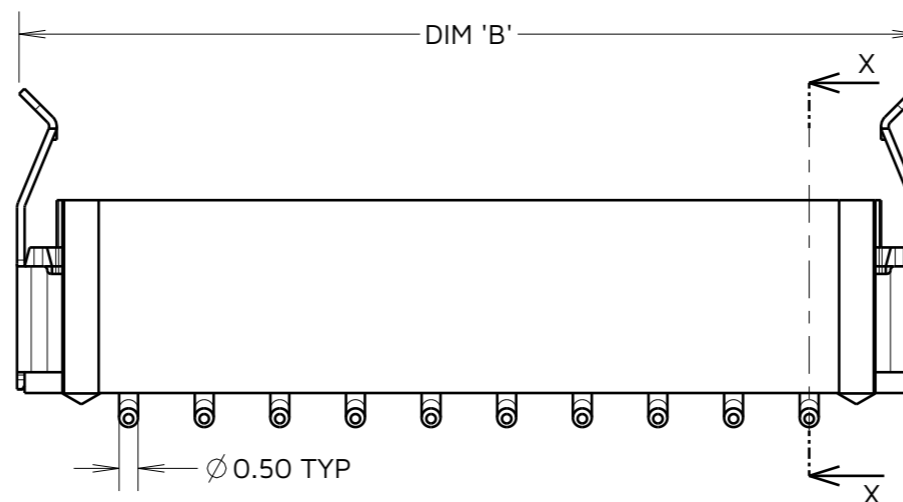

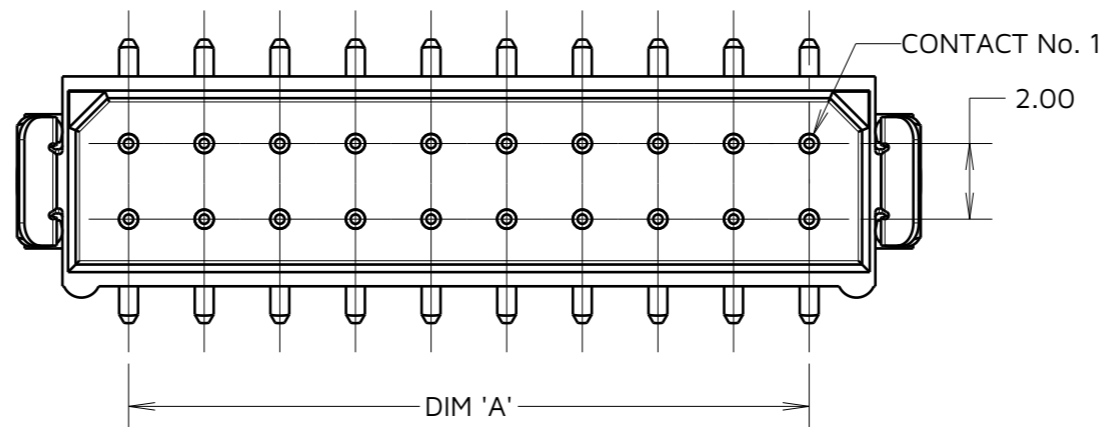
CONTACTS:

ALL FINISHES = NICKEL UNDERCOAT
22 = GOLD ON CONTACT AREA,
90/10 TIN/LEAD ON TAILS
42 = GOLD ON CONTACT AREA,
100% TIN ON TAILS
45 = GOLD ALL OVER

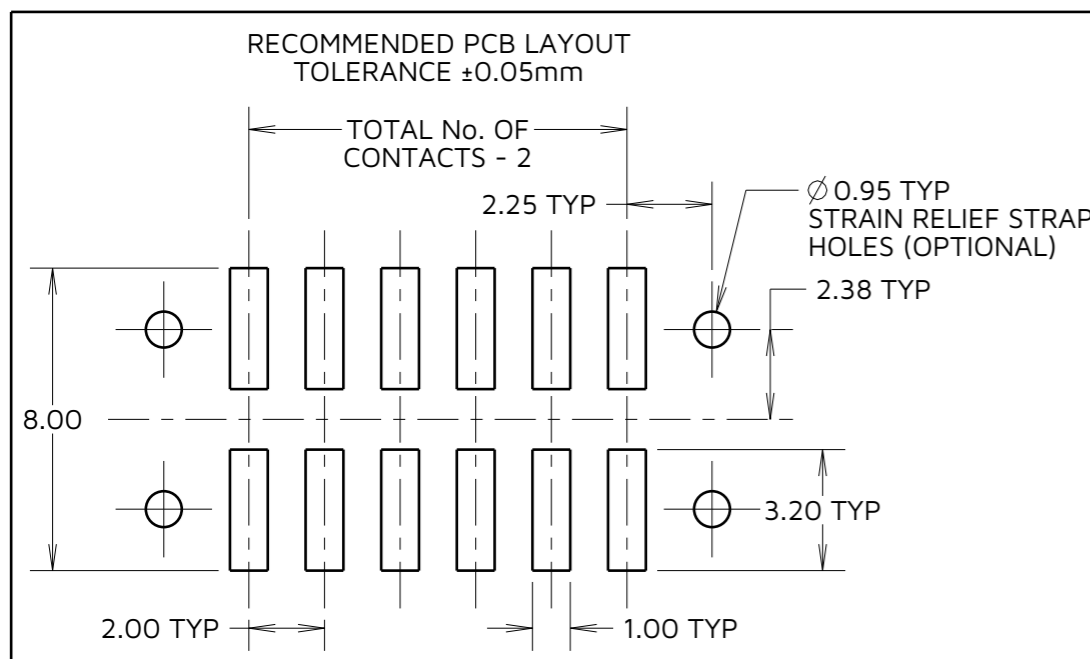
LATCH = NICKEL

PACKING:

TUBE
FOR COMPLETE SPECIFICATION, SEE COMPONENT SPECIFICATION C005XX (LATEST ISSUE)



PART No.	WEIGHT (g)
M80-82804XX	0.33
M80-82806XX	0.40
M80-82808XX	0.47
M80-82810XX	0.54
M80-82812XX	0.61
M80-82814XX	0.68
M80-82816XX	0.75
M80-82818XX	0.82
M80-82820XX	0.89
M80-82826XX	1.10
M80-82834XX	1.38



DIMENSION	CALCULATION
DIM 'A'	TOTAL No. OF CONTACTS - 2.00
DIM 'B'	TOTAL No. OF CONTACTS + 3.80

EXAMPLE CONNECTOR DIMENSIONS
M80-82820XX
DIM 'A' = 18.00mm, DIM 'B' = 23.80mm

ORDER CODE:
M80-828XXXX

TOTAL No. OF CONTACTS:
04, 06, 08, 10, 12, 14,
16, 18, 20, 26, 34

FINISH:
22 - SELECTIVE GOLD + TIN/LEAD
42 - SELECTIVE GOLD + 100% TIN
45 - GOLD

MJ	17	23.12.24	35293
NAME	ISS.	DATE	CN/CO
APPROVED: M. JELLEY			
CHECKED: R. ALEXANDER			
DRAWN: A.LIOTTA			

- NOTES:
- 2-OFF STRAIN-RELIEF STRAPS M80-0030006 MAY BE USED WITH THIS CONNECTOR.
 - M80-82820XX IS SHOWN FOR ILLUSTRATION PURPOSES, SEE ORDER CODE FOR VARIANTS

HARWIN

www.harwin.com

TOLERANCES
X. = $\pm 1\text{mm}$
X.X = $\pm 0.50\text{mm}$
X.XX = $\pm 0.20\text{mm}$
X.XXX = $\pm 0.01\text{mm}$
ANGLES = $\pm 5^\circ$
UNLESS STATED

THIS DRAWING AND ANY INFORMATION OR DESCRIPTIVE MATTER SET OUT HEREON ARE CONFIDENTIAL AND COPYRIGHT PROPERTY OF THE HARWIN GROUP AND MUST NOT BE DISCLOSED, LOANED, COPIED OR USED FOR MANUFACTURING, TENDERING OR FOR ANY OTHER PURPOSE WITHOUT THEIR WRITTEN PERMISSION.

MATERIAL & FINISH:
SEE ABOVE

TITLE: **DATAMATE L-TEK MALE DIL VERTICAL SMT ASSEMBLY - LATCHED**

DRAWING NUMBER:
M80-828XXXX

SHT
2 OF 2