

Customer Information Sheet

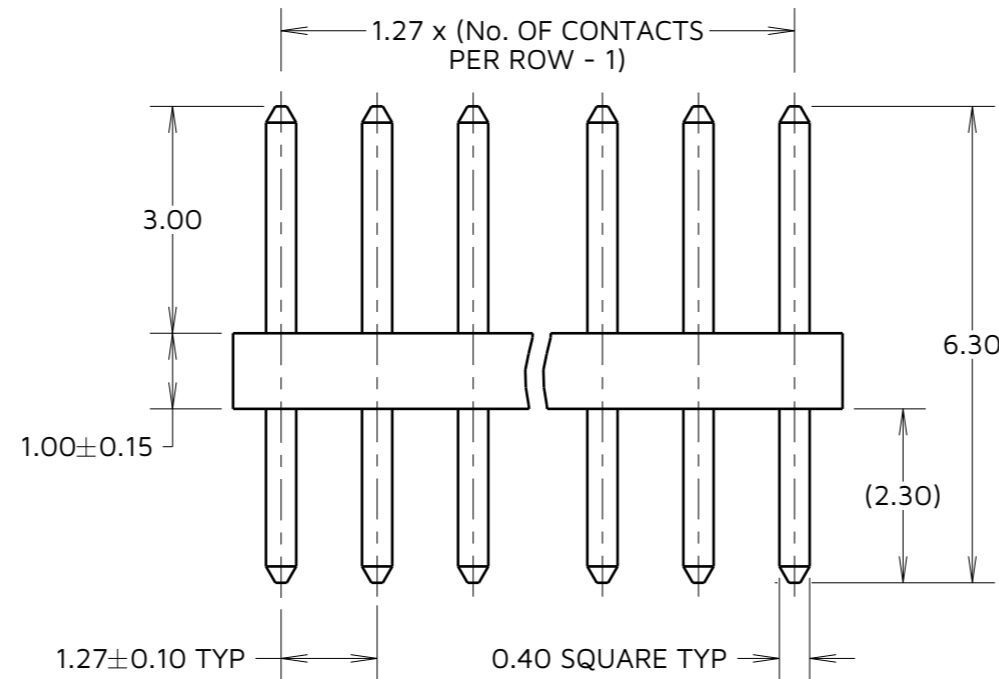
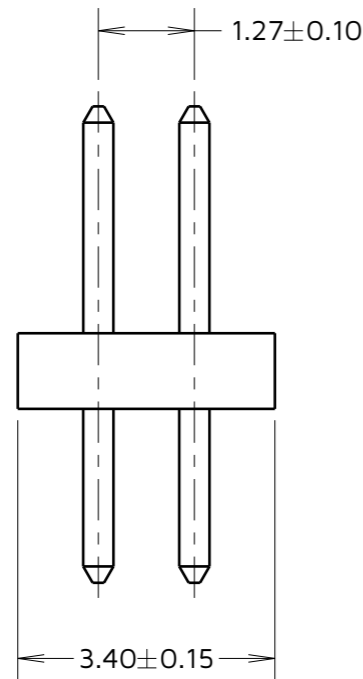
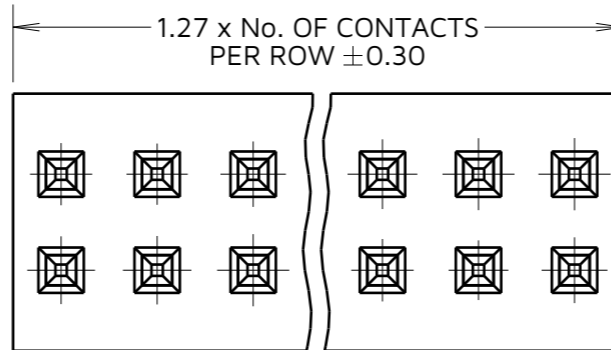
IF IN DOUBT - ASK

©

NOT TO SCALE

THIRD ANGLE PROJECTION

ALL DIMENSIONS IN mm



SPECIFICATION:
 MATERIAL:
 HOUSING = HIGH TEMP THERMOPLASTIC UL94V-0, BLACK
 CONTACT = HIGH STRENGTH COPPER ALLOY
 FINISH (CONTACT):
 GOLD ON CONTACT AREA,
 100% TIN ON TAILS,
 ALL OVER NICKEL

FOR COMPLETE SPECIFICATION, SEE COMPONENT SPECIFICATION
 CO29XX (LATEST ISSUE)

ORDER CODE:
M50-350XX42
 No. OF CONTACTS PER ROW
 03, 05-08, 10, 12, 14,
 15, 20, 25, 50

RA	14	27.01.25	35607
NAME	ISS.	DATE	CN/CO
APPROVED: R.ALEXANDER			
CHECKED: J.DEAN			
DRAWN: W. J. BOURNE			

NOTES:
 1. ALL TOLERANCES ARE ±0.20 UNLESS OTHERWISE STATED.
 2. RECOMMENDED PCB HOLE SIZE = $\phi 0.70 \pm 0.05$ mm.

HARWIN

www.harwin.com

TOLERANCES
 X = ±1mm
 X.X = ±0.50mm
 X.XX = ±0.20mm
 X.XXX = ±0.01mm
 ANGLES = ±5°
 UNLESS STATED

THIS DRAWING AND ANY INFORMATION OR DESCRIPTIVE MATTER SET OUT HEREON ARE CONFIDENTIAL AND COPYRIGHT PROPERTY OF THE HARWIN GROUP AND MUST NOT BE DISCLOSED, LOANED, COPIED OR USED FOR MANUFACTURING, TENDERING OR FOR ANY OTHER PURPOSE WITHOUT THEIR WRITTEN PERMISSION.

MATERIAL & FINISH:
 SEE ABOVE

TITLE:
**ARCHER 1.27mm PITCH
 DIL VERTICAL PIN HEADER**

DRAWING NUMBER:
M50-350XX42

SHT
 2
 OF
 2