

# Customer Information Sheet

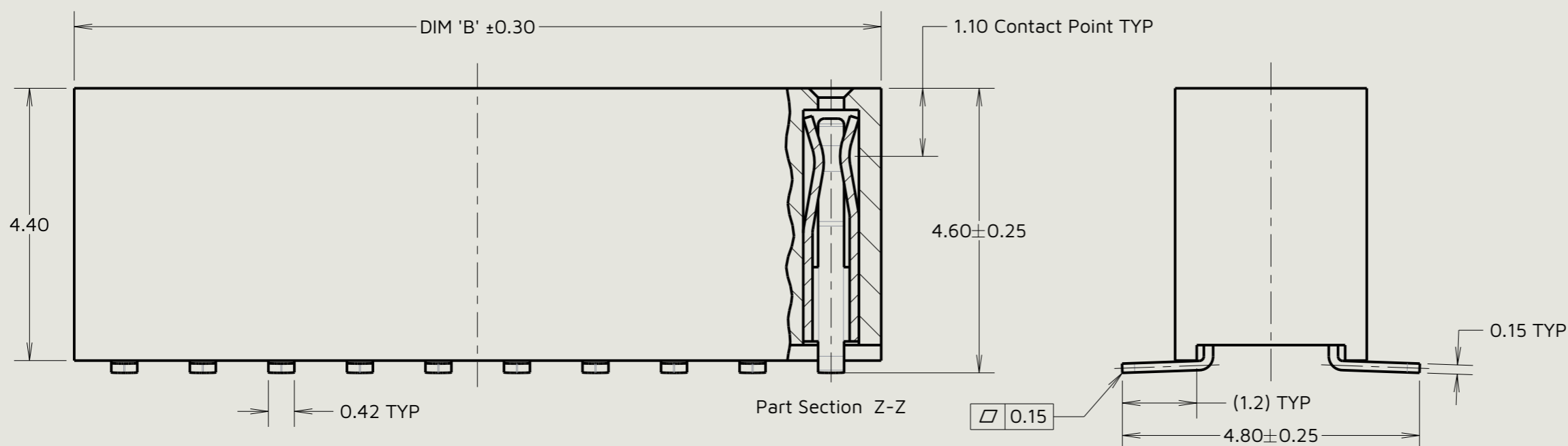
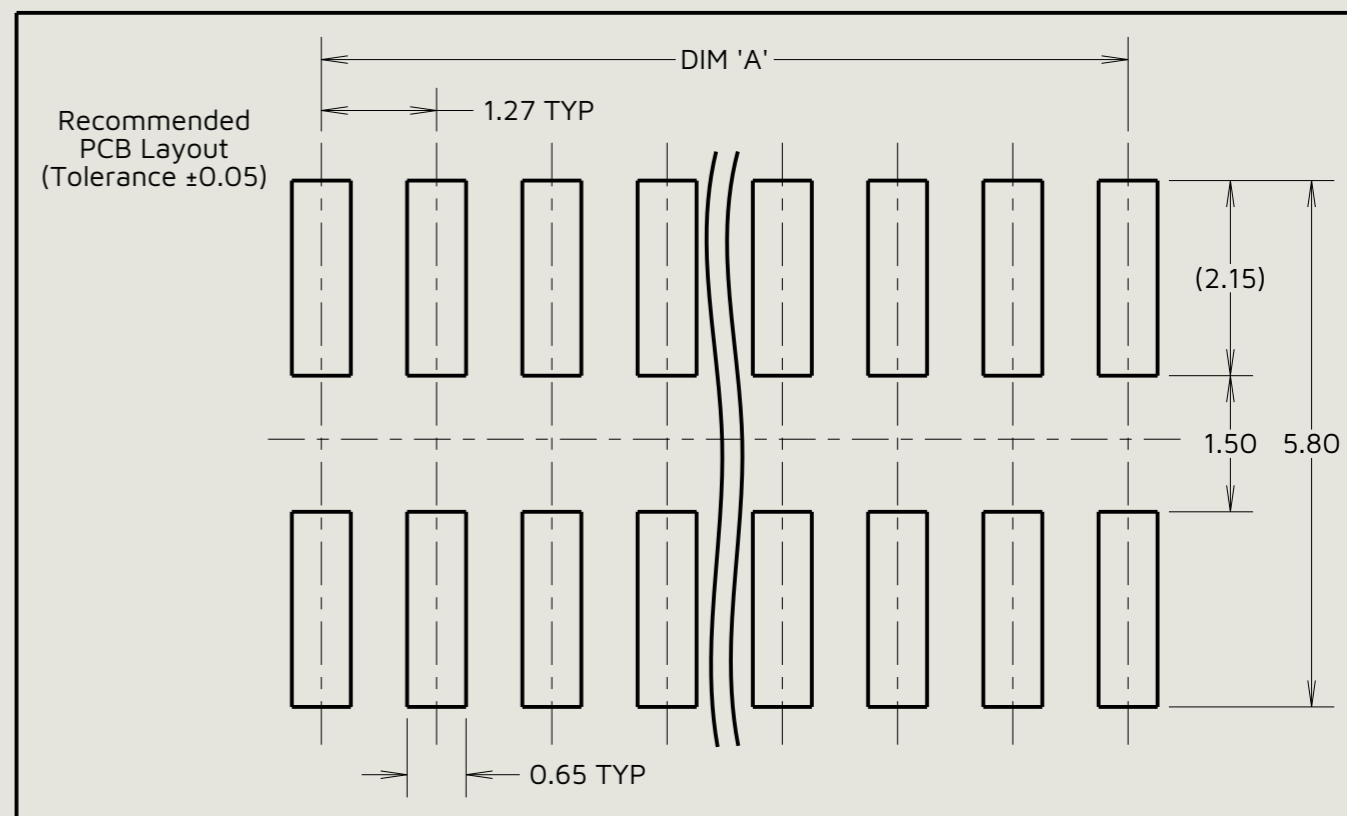
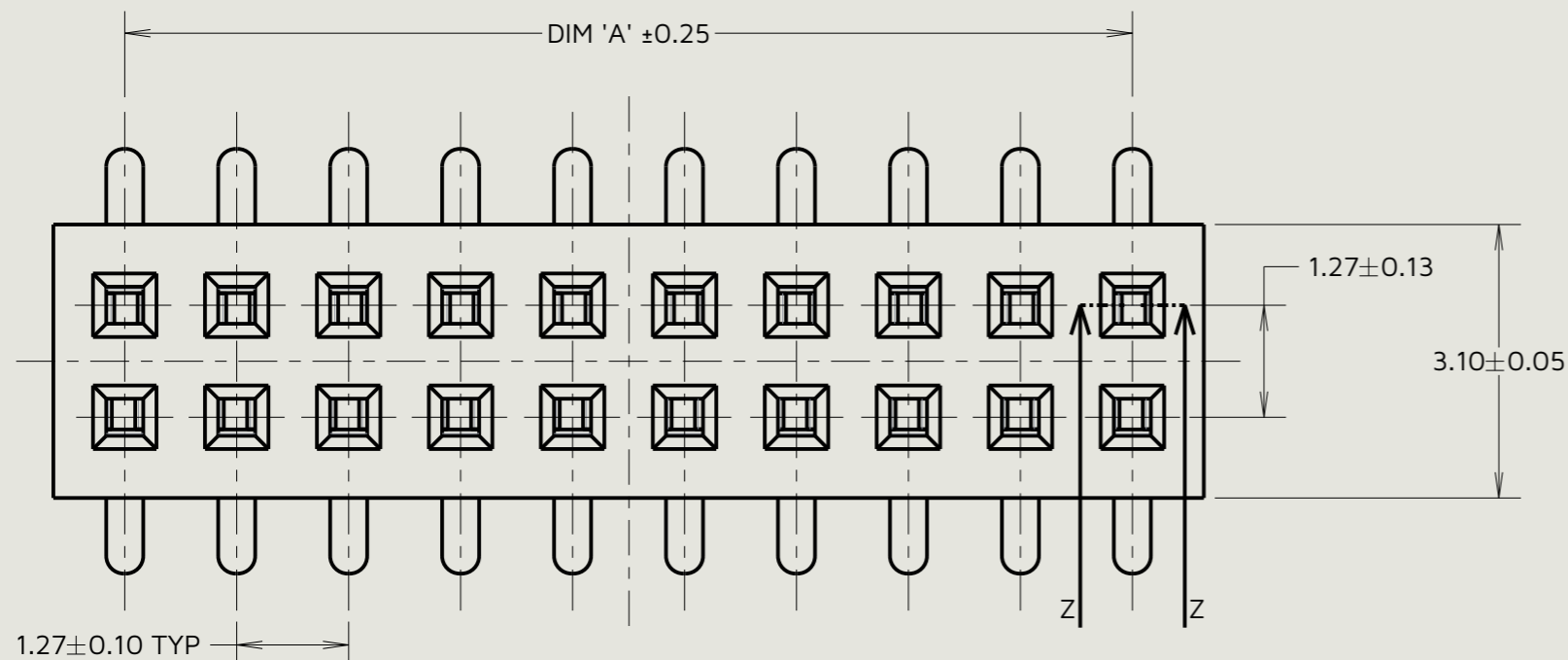


Table 1: Dimension Variants

Part No.	DIM 'A' ±0.25	DIM 'B' ±0.30
M50-3100345	2.54	4.16
M50-3100445	3.81	5.43
M50-3100545	5.08	6.70
M50-3100645	6.35	7.97
M50-3100745	7.62	9.24
M50-3100845	8.89	10.51
M50-3100945	10.16	11.78
M50-3101045	11.43	13.05
M50-3101245	13.97	15.59
M50-3101445	16.51	18.13
M50-3101545	17.78	19.40
M50-3102045	24.13	25.75
M50-3102545	30.48	32.10
M50-3105045	62.23	63.85

**Specifications:**

**Material:**  
 Housing = Nylon 6T UL94V-0, Black  
 Contact = Phosphor Bronze

**Finish:**  
 Contact = Gold Flash over Nickel

**Packing:**  
 Tube

For Complete Specification, See Component Specification C029XX (Latest Issue).

**Notes:**  
 1. All tolerances are ±0.15 unless otherwise stated.

Order Code:  
**M50-310XX45**  
 No. of Contacts Per Row:  
 03 to 10, 12, 14, 15, 20, 25, 50

DF	11	16.12.25	37334
Initials	Rev.	Date	CO
JAE	2	15.02.05	8394

	This drawing and any information or descriptive matter set out hereon are confidential and copyright property of the Harwin group and must not be disclosed, loaned, copied or used for manufacturing, tendering or for any other purpose without their written permission.	<b>TOLERANCES</b> X. = ±0.50mm X.X = ±0.30mm X.XX = ±0.10mm X.XXX = ±0.01mm Angles = ±5° Unless stated	Third angle projection 	MATERIAL: See Specifications	Title: 1.27mm Pitch DIL Vertical SMT Socket Assy
			Sheet scale: 12:1 Do not scale Sheet size: A3	FINISH: See Specifications	Drawing number: <b>M50-310XX45</b>