

Customer Information Sheet

IF IN DOUBT - ASK

©

NOT TO SCALE

THIRD ANGLE PROJECTION

ALL DIMENSIONS IN mm

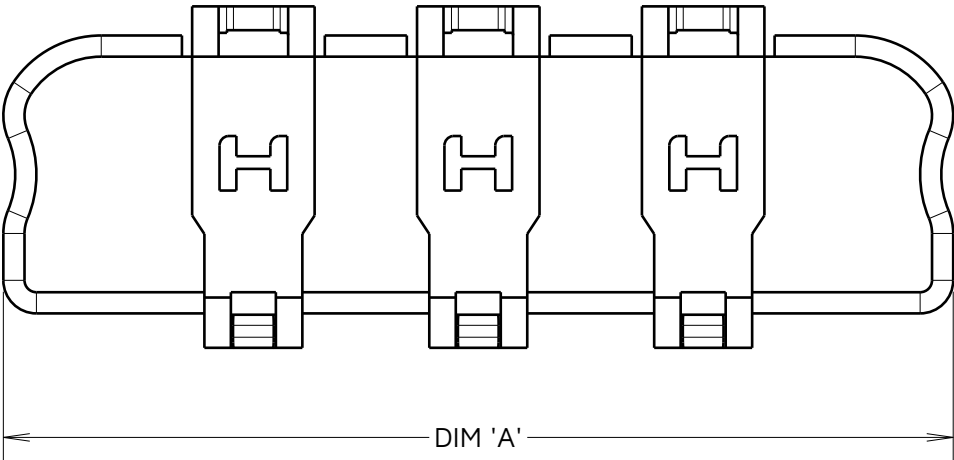
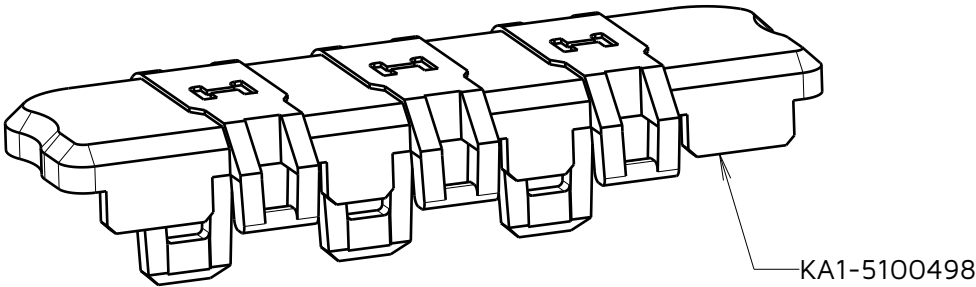
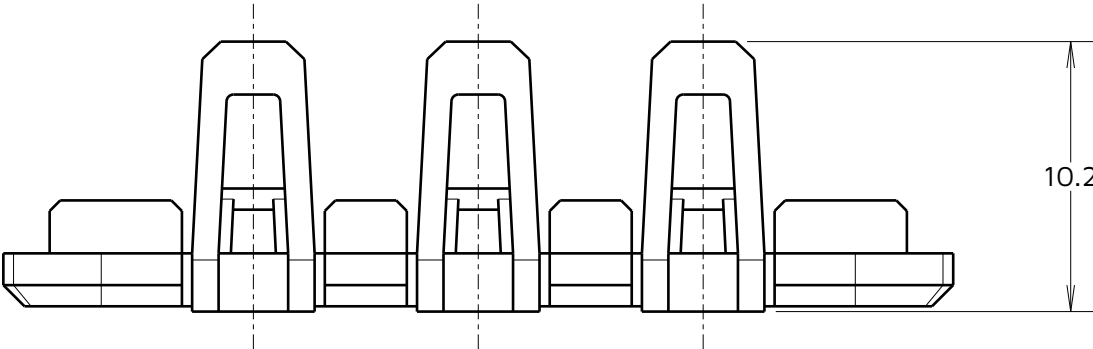
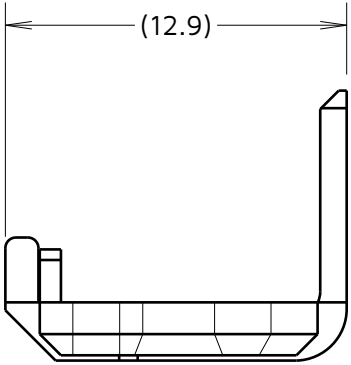
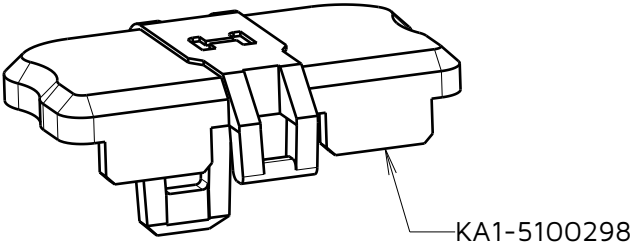
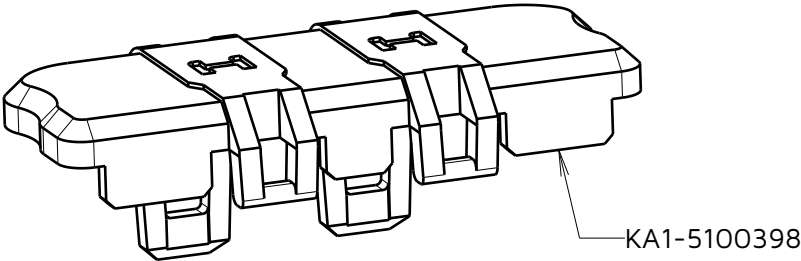


TABLE 1: DIMENSIONS	
PART No.	DIM 'A'
KA1-5100298	18.90
KA1-5100398	27.40
KA1-5100498	35.90



- NOTES:
1. CAP TO BE USED WITH KA1-202XX98F1 ASSEMBLIES.
 2. DRAWING SHOWS CAP FOR CONNECTOR WITH 4 CONTACTS.
 3. FOR ASSEMBLY INSTRUCTIONS SEE INSTRUCTION SHEET IS-49.
 4. PACK SIZE: 10.
 5. FOR MATERIALS, FINISH AND SPECIFICATIONS SEE KA1 SERIES. COMPONENT SPECIFICATION C052XX (LATEST ISSUE) FOR FULL SPECIFICATION.

AY	2	18.11.23	33460
NAME	ISS.	DATE	CN/CO
APPROVED: A.YEOMANS			
CHECKED: F.CHRISPINE			
DRAWN: M.RUDKIN			
ASSEMBLY DRG:			

HARWIN

www.harwin.com

TOLERANCES
X. = $\pm 1\text{mm}$
X.X = $\pm 0.50\text{mm}$
X.XX = $\pm 0.20\text{mm}$
X.XXX = $\pm 0.01\text{mm}$
ANGLES = $\pm 5^\circ$
UNLESS STATED

THIS DRAWING AND ANY INFORMATION OR DESCRIPTIVE MATTER SET OUT HEREON ARE CONFIDENTIAL AND COPYRIGHT PROPERTY OF THE HARWIN GROUP AND MUST NOT BE DISCLOSED, LOANED, COPIED OR USED FOR MANUFACTURING, TENDERING OR FOR ANY OTHER PURPOSE WITHOUT THEIR WRITTEN PERMISSION.

MATERIAL:

40% GF PPS

TITLE: KONA SERIES - FEMALE HORIZONTAL CABLE MOULDING CAP

DRAWING NUMBER:
KA1-510XX98

SHT
3
OF
3